



connect
Connecting education



Baldivis
Secondary College

Quick guide for Baldivis Secondary College Parents



Login to Connect at
connect.det.wa.edu.au

Communicate easily with teachers.

Stay **informed** about school activities and events.

Securely access your child's learning assessments and feedback.

Engage in your child's learning anytime, anywhere **and on any device.**

Connect: Home Page

All information about your children is accessible from the landing page of Connect.

A

Change Password

Manage your password and notify the school if you change your email address.

B

Classes

Select your child's name to see all the Connect classes available for that child.

C

School Space

Find the latest news and information from your school.

D

Next Event

Stay up to date with upcoming school and class events and deadlines.

E

Next Submission

View homework and assignments due in the next week in all your children's classes.

F

Help

Your link to both quick and detailed Guides to help you to use Connect.

The screenshot shows the Connect Home Page interface. At the top, there is a navigation bar with links for 'Classes', 'My Children', 'Class Notices', 'My Connect', and 'Help'. Below the navigation bar, there are several sections:

- Send an absentee note from Connect:** A card with a 'Learn more' button and an image of a person using a smartphone. Callout letter A is next to it.
- Change Password:** A button with a key icon. Callout letter A is next to it.
- Terms of Use:** A button with a question mark icon. Callout letter A is next to it.
- My Spaces:** A section with a gear icon and a list of schools: 'Australia Terrace Primary School' and 'Swan Valley Secondary College'. Callout letter C is next to it.
- Classes:** A section with a 'View All' button and a list of classes: '8 Science BISC2_5' and 'Whole School Spell Off'. Callout letter B is next to it.
- Latest Information:** A section with a 'Read' button and a notice titled 'Term 3 Novel Study'. Callout letter C is next to it.
- Next Event:** A section with a calendar icon and a notice titled 'Character Expose - Exam Preparation'. Callout letter D is next to it.
- Next Submission:** A section with a document icon and a message: 'You currently don't have any submissions due.' Callout letter E is next to it.
- Active Classes:** A section with a speech bubble icon and the number '36819'. Callout letter F is next to it.
- Online Now:** A section with a group of people icon and the number '64'. Callout letter F is next to it.
- Connect Help:** A section with a list of guides: 'Quick Guide for Parents - Primary', 'Quick Guide for Parents - Secondary', and 'Step by Step Guide for Parents'. Callout letter F is next to it.

Connect: Navigation Toolbar



Classes

View all classes for all children.



My Children

View attendance, performance and report data about your children.



Class Notices

View all notices from all your children's classes.



My Connect

Reset your password, change your preferences and manage your notifications using My Connect.



Help

Your link to a range of Videos, FAQs and Guides to help you to use Connect.

The screenshot shows the top navigation bar of the Connect platform with five main menu items: **Classes**, **My Children**, **Class Notices**, **My Connect**, and **Help**. Below the navigation bar, the main content area is divided into several sections:

- Did you know there is a HELP tab for Parents in Connect?**: A tip box with a "Go to Help" button and an image of a red "F1 Help" keyboard key.
- Classes**: A section with a "View All" link and a filter for "Samuel" and "Matthew". It lists several classes: PS Library, ATPS Coding Club 2019, Room 14, and Year 6 Students.
- Latest Information**: A section with a "Read" link, featuring a notice titled "Term 3 Novel Study" from Room 14, dated Tuesday, 9 July 2019.
- Change Password** and **Terms of Use**: Links for account management.
- My Spaces**: A section listing "Australia Terrace Primary School" and "Swan Valley Secondary College", with a "Send Absentee Note" button.
- Next Event**: A section for "Character Expose - Exam Preparation" with a deadline of 3:00 PM Friday, 21 Sep.
- Next Submission**: A section indicating "You currently don't have any submissions due."
- 36819 Active Classes** and **64 Online Now**: Summary statistics for classes and active users.
- Connect Help**: A section with links to "Quick Guide for Parents - Primary", "Quick Guide for Parents - Secondary", and "Step by Step Guide for Parents".

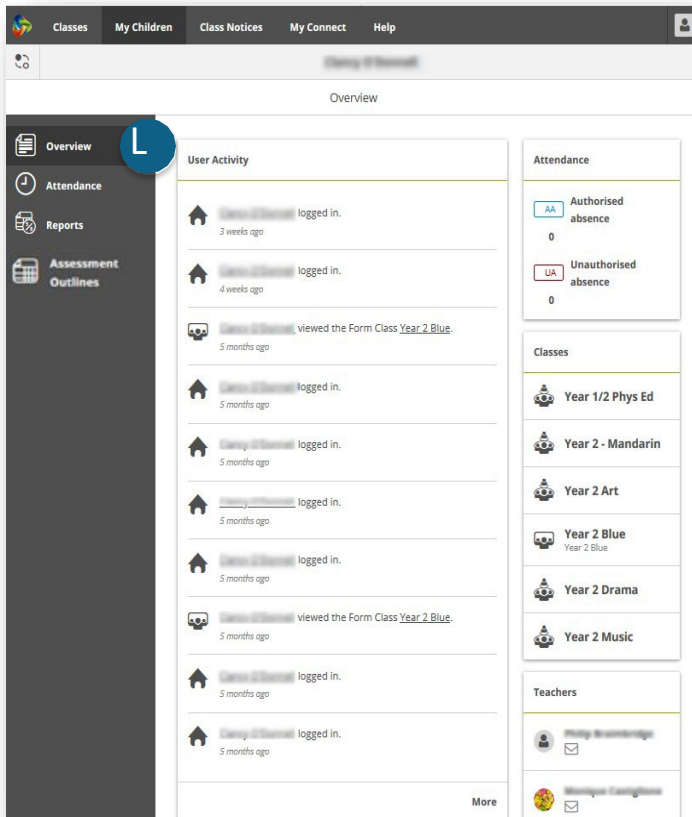
Connect: My Children

In My Children, you can see each child's **classes and teachers** (on the right side of the **Overview** screen). It is important to note that schools determine which information is available and not all sections will be visible to all parents.

L

Overview

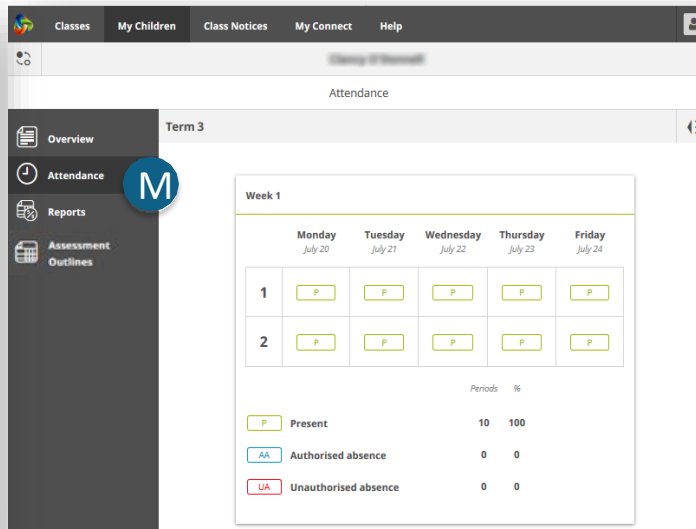
View each of your children's Connect Classes to see your child's logins and activities.



M

Attendance

Click through each week of the term to see a detailed attendance record.



O

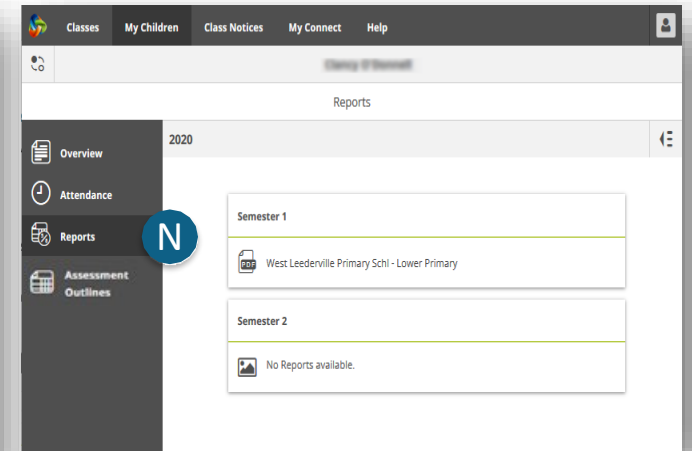
Assessment Outlines

Click on Assessment Outlines to view task marks and cumulative scores.

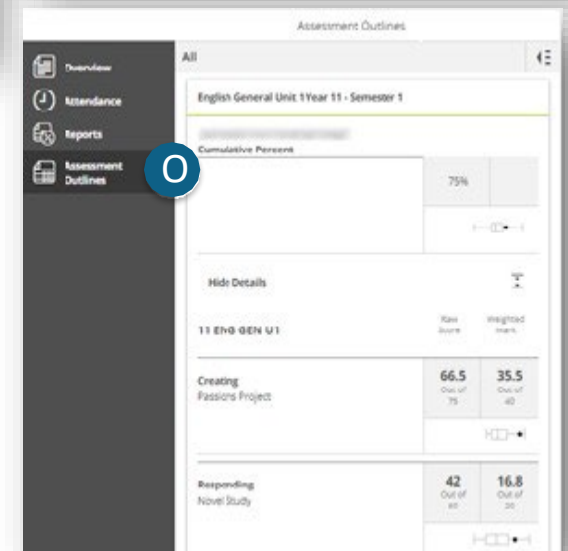
N

Reports

View, download or print your child's Reports.





O





Connect: Responsive Screens and Easy Navigation

Connect is responsive to the screen you are using to view from. Menus will move out of your way to improve your view on a phone or tablet.

P Switch Between Children
See information about each of your children – regardless of school.
Use the 'Quick Switch' button  to change between your children.

Q Expand the menu
Click on the  icon to expand the menu and easily switch between Overview, Attendance and Reports.

R View past Attendance and Reports
Click on the  icon from the Attendance screen to view attendance of previous weeks. From the Reports screen, click on the  and view Reports from previous years.

